

ppm+

**Community
Intermediate Care
Bed Medical Clinical
Note**

USER GUIDE



#LeedsDigitalWay

CONNECTS • TRANSFORMS • IMPROVES

Contents page

[Completing the Community Intermediate Care Bed Medical Clinical Note eForm](#) ----- Page 3

[Viewing, Editing and Withdrawing a Advice Note](#) ----- Page 8

[Clinical Notes Dashboard \(Overview\)](#). ----- Page 10

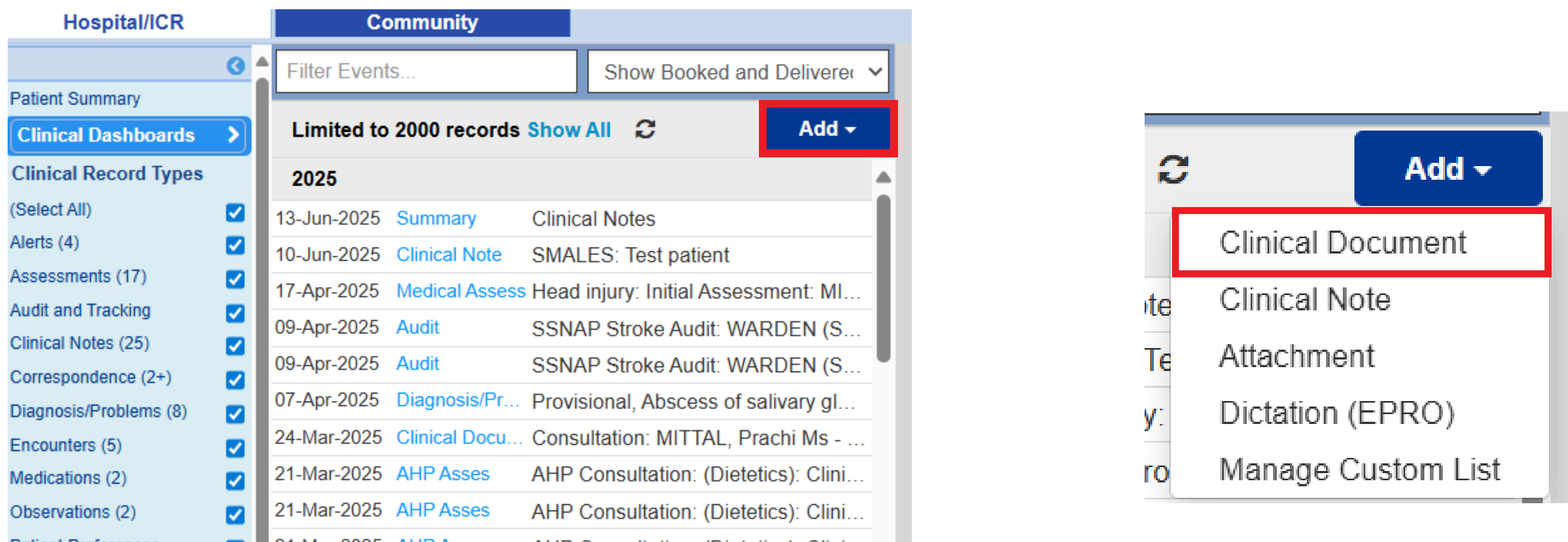
[Useful Contacts](#) ----- Page 15

For further information please contact:

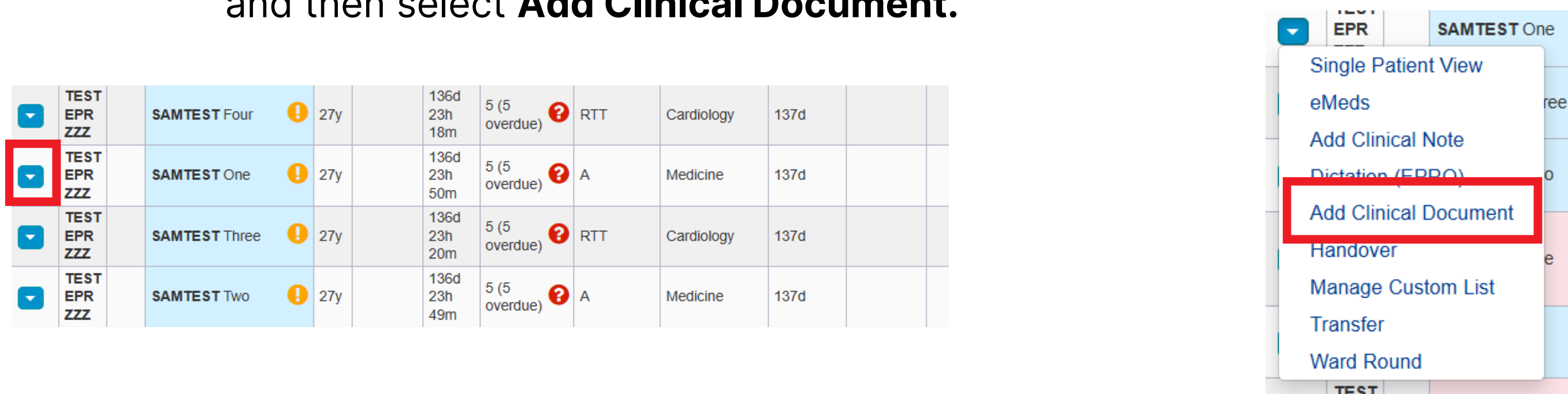
✉ leedsth-tr.ImplementationTeam@nhs.net

Completing the Community Intermediate Care Bed Medical Clinical Note eForm

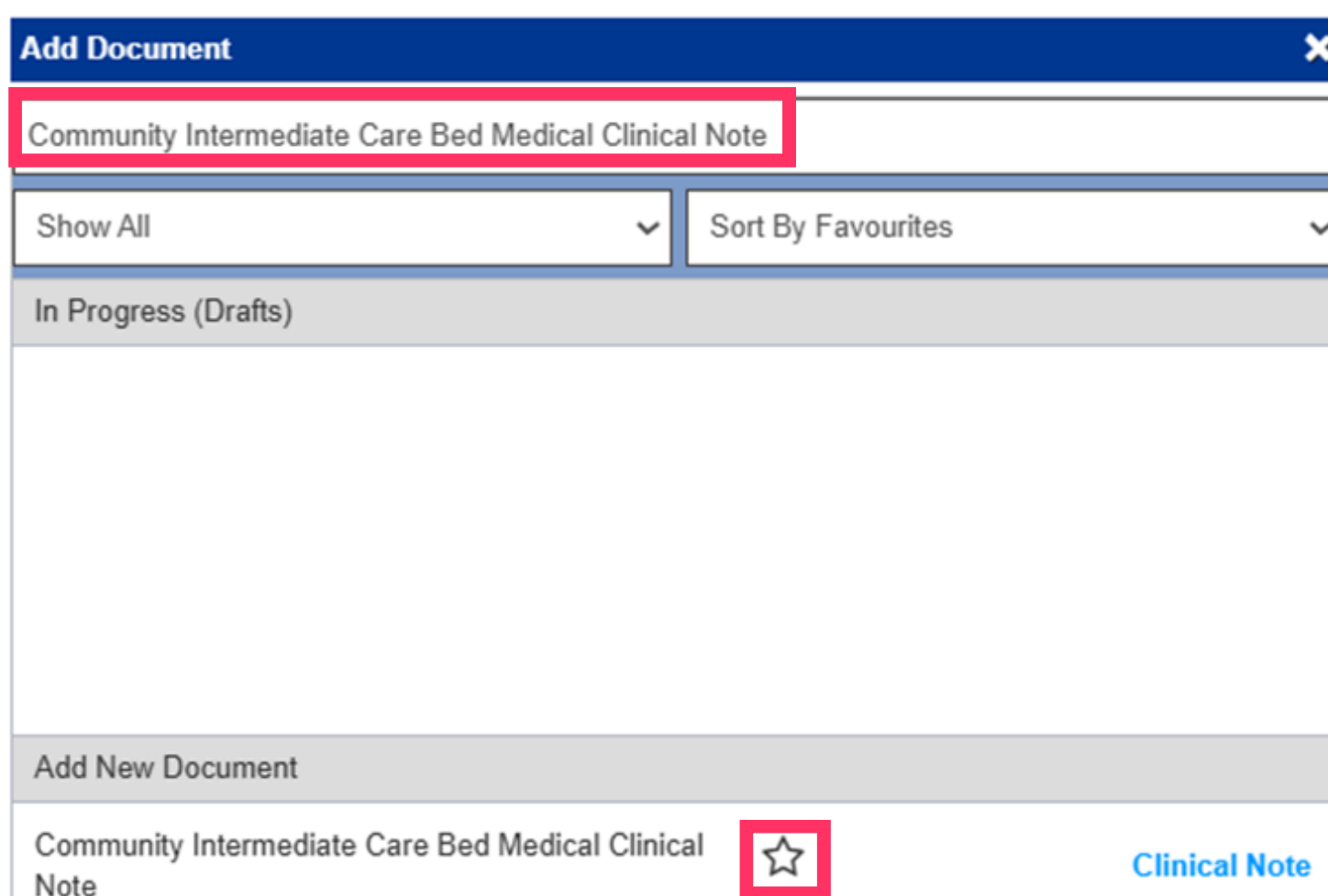
1 You can add a **Clinical Document** via the **Patient's Single Patient View**, click on the **Add** button and select **Clinical Note**.



2 You can also add a **Clinical Document** from the **Multi Patient View** for your **Clinical Area**. Click on the **blue square arrow/drop down** for your Patient and then select **Add Clinical Document**.



3 Enter **Community Intermediate Care Bed Medical Clinical Note** in the search field and select the **eForm**. You can also save this to your favourites by clicking on the **star icon**.



For further information please contact:

✉ leedsth-tr.ImplementationTeam@nhs.net

1

When the **Clinical Note eForm** opens. It will automatically populate the **Author** section with your name. **This can not be changed.**

Community Intermediate Care Bed Medical Clinical Note

⚠ Please be aware, switching away from this form will cause any unsaved data to be lost.

Clinical Note

Author: ALI, Adil (Mr)

Date of activity*: 15/06/2026

Time of activity*: 11:52

Profession*: Admin

Specialty*: Clinical Genetics

Type of note*: Advice note

Subject Line*: Community Intermediate Care Bed Medical Clinical Note

2

The **Speciality** section will be pre-populated with your **Speciality** from your **PPM+ Contact**. Please make sure **PPM+ Contact** has been set up and is up to date. Please see the **Contacts page** on the **PPM+ Help Site** for further information by **Clicking Here**.

Community Intermediate Care Bed Medical Clinical Note

⚠ Please be aware, switching away from this form will cause any unsaved data to be lost.

Clinical Note

Author: ALI, Adil (Mr)

Date of activity*: 15/06/2026

Time of activity*: 11:52

Profession*: Admin

Specialty*: Clinical Genetics

Type of note*: Advice note

Subject Line*: Community Intermediate Care Bed Medical Clinical Note

3

If you need to update the **Speciality** in the proposed **Clinical Note**, click on the **X** icon in the section and then click on the **drop down arrow** and select your **Speciality** from the available options.

Specialty*

Clinical Genetics

Specialty*

Select...

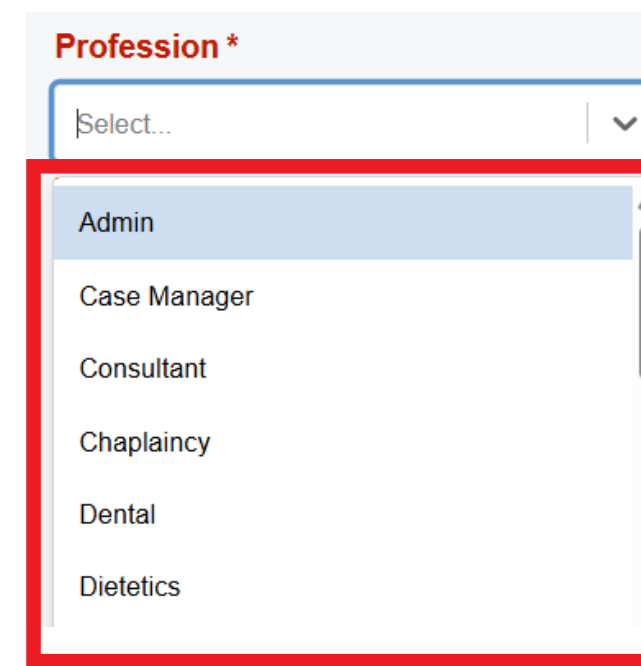
- All
- Accident and Emergency
- Acute Internal Medicine
- Addiction Services
- Adult Cystic Fibrosis
- Allergy
- Allied Health Professional
- Anaesthetics

For further information please contact:

✉ leedsth-tr.ImplementationTeam@nhs.net

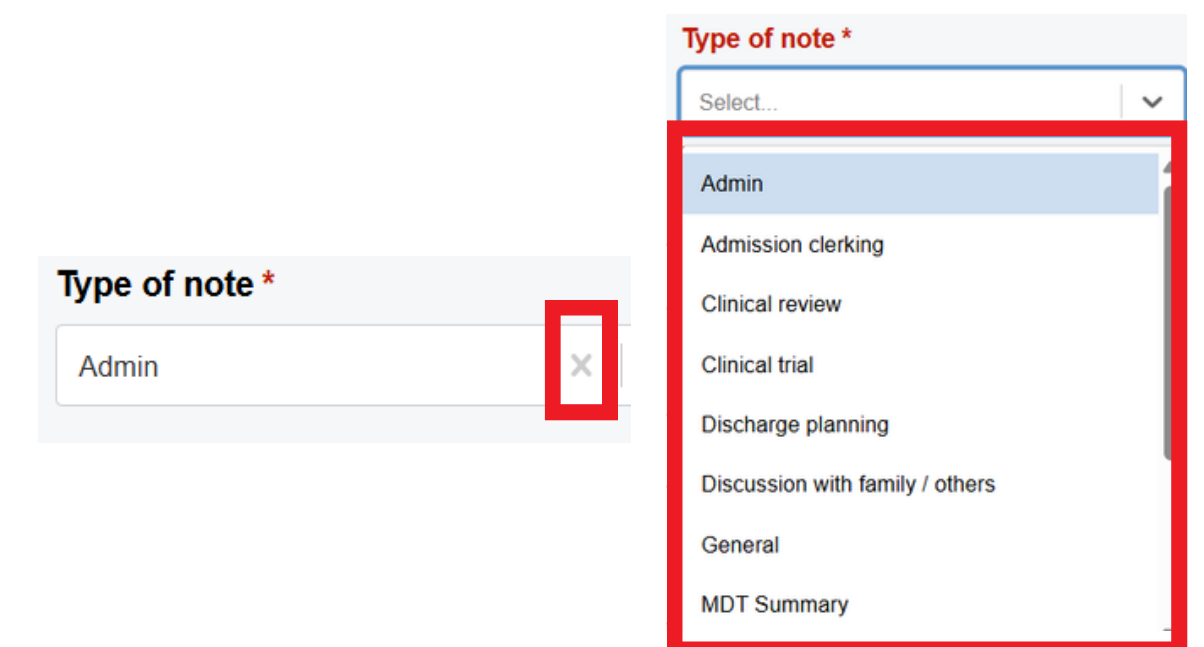
4

Select your **Profession** from the drop down arrow.



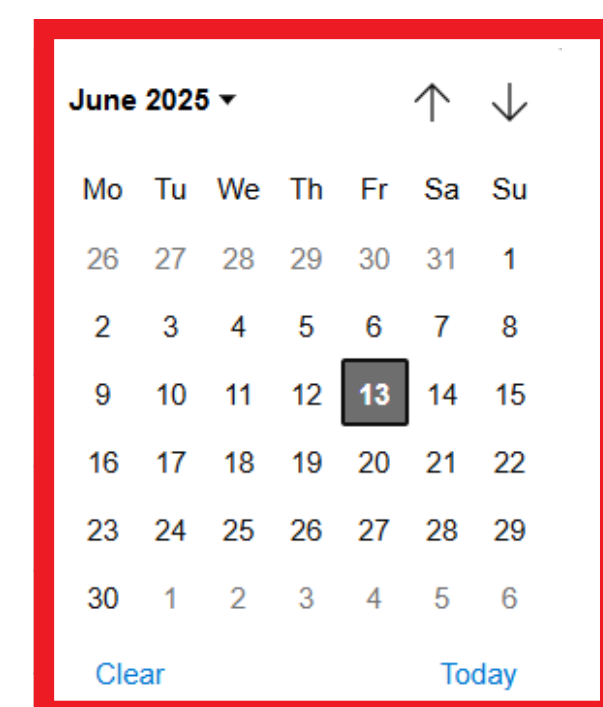
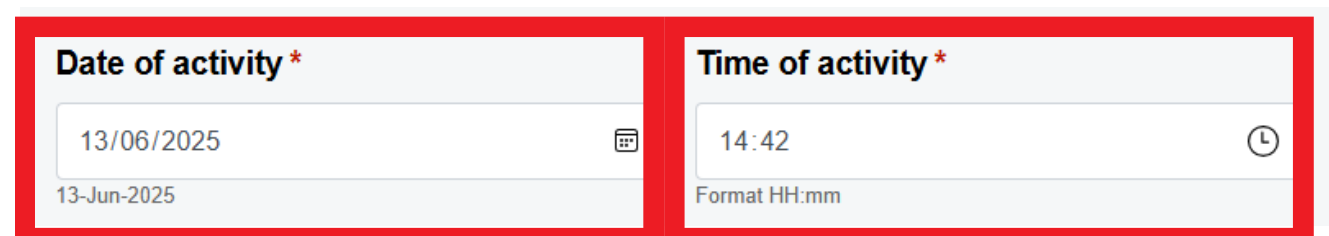
5

Next, select the **Type of Note** you are completing. If needed, click on the **X** icon to remove the already entered **Clinical Note Type**, if incorrect. Then, Click on the **down drop** and select the **Type of Note** from the available options.



6

The **Date and Time of activity** will automatically populate with the **current Date and Time**. It is possible to back date the **Date and/or Time** by clicking on the **icon** within the **corresponding field** and select from the **relevant pop up menu**. Please see the example below:



For further information please contact:

✉ leadsth-tr.ImplementationTeam@nhs.net

7

The **Subject Line** will automatically populate the relevant **Advice Note** you selected.

Community Intermediate Care Bed Medical Clinical Note

⚠ Please be aware, switching away from this form will cause any unsaved data to be lost.

Clinical Note

Author: ALI, Adil (Mr)

Date of activity*: 15/06/2026 (15-Jun-2026)

Time of activity*: 11:52 (Format HH:mm)

Profession*: Admin

Specialty*: Clinical Genetics

Type of note*: Advice note

Subject Line*: Community Intermediate Care Bed Medical Clinical Note (53 / 200)

8

Enter the text for your **Clinical Note** in the **Notes** section. Use the **Tools** available to help structure the content of your **Clinical Note**.

Notes *

B I U [List icons]

9

It is also possible to **attach an image** to an **Clinical Note**.

Attach an Image

Would you like to attach an image? *

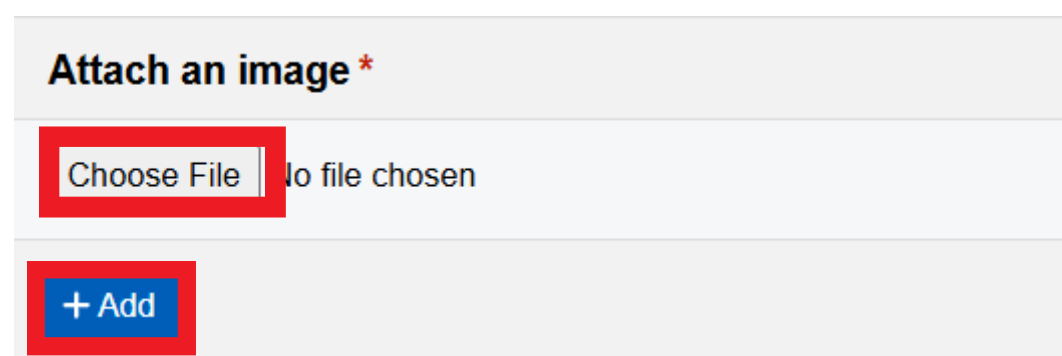
No Yes

For further information please contact:

✉ leadsth-tr.ImplementationTeam@nhs.net

10

Click on **Choose File** and **attach an image** via your computers saved files. You can add **up to four images** in total by clicking on the **+Add button**. Once you have submitted the **Clinical Note**, please **delete** the **image** or **images** from your **device** and any **other potential saved locations**.



For Clinical Notes, it is strongly recommended to attach images using the PPM+ Mobile app. This method is preferred as it reduces the risk of information governance issues, particularly around image confidentiality. Images taken through the mobile app are captured in real-time and are not stored on the iPad. [Click Here](#) for further information.

11

Click on the **Submit button**, when you have finished.



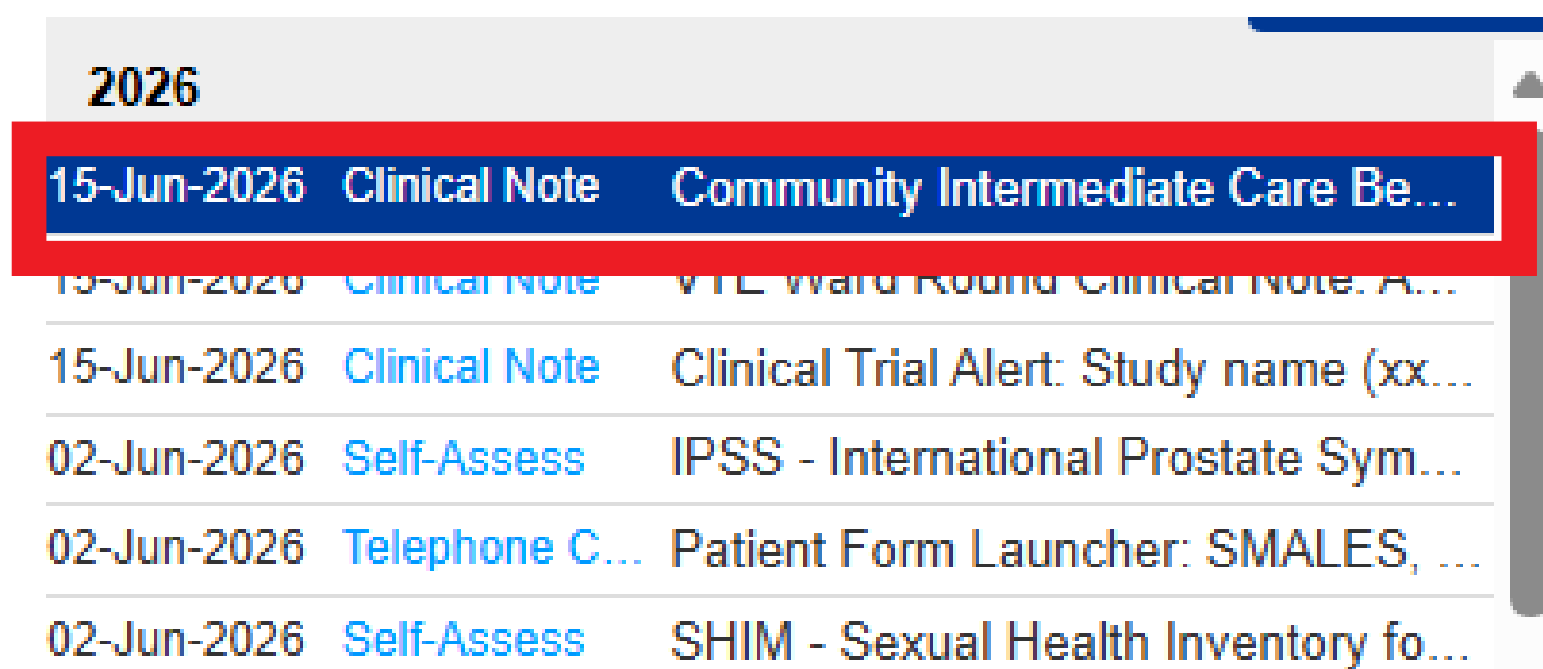
For further information please contact:

✉ leadsth-tr.ImplementationTeam@nhs.net

Viewing, Editing and Withdrawing a Advice Note

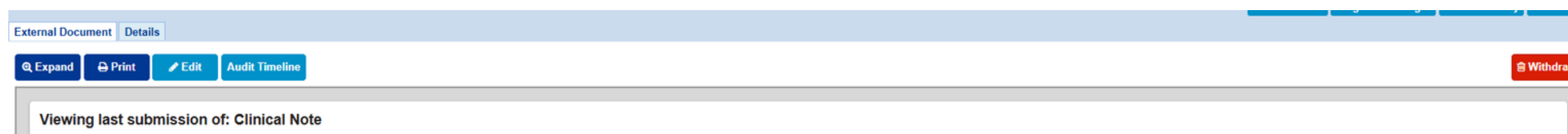
1

The completed **Advice Note** will appear as an individual entry in the **Patient's Single Patient View**. Simply click on it to open the document in the right hand pane



2

In the right hand pane, you have the options to **Edit**, view the **Audit Timeline** and also **Withdraw** the **Advice Note**.



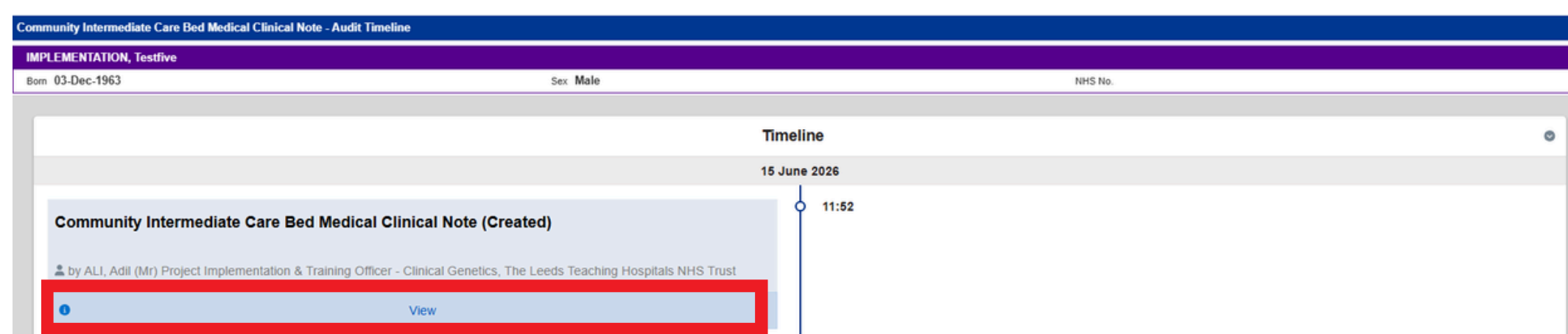
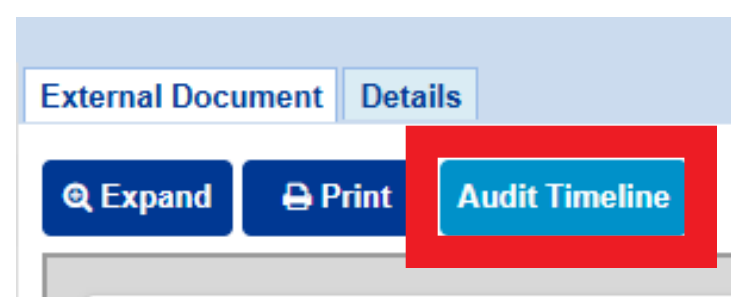
3

If you click on **Edit Document**, the **Advice Note** will reopen for you to **Edit** as required. When you have finished, make sure you click on **Submit**.



4

Clicking **Audit Timeline** will show when the **Advice Note** was **created**, **edited** and potentially **withdrawn**.

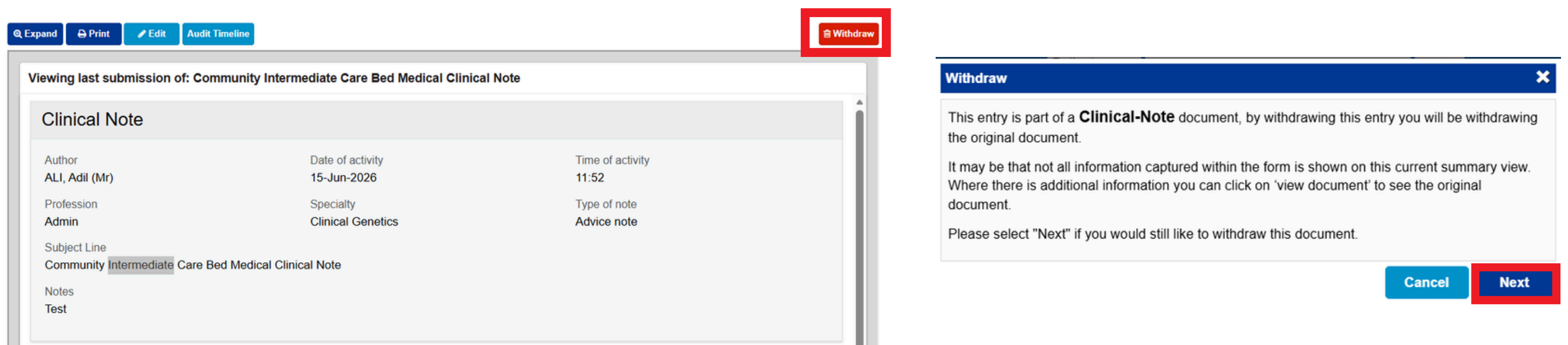


For further information please contact:

✉ leedsth-tr.ImplementationTeam@nhs.net

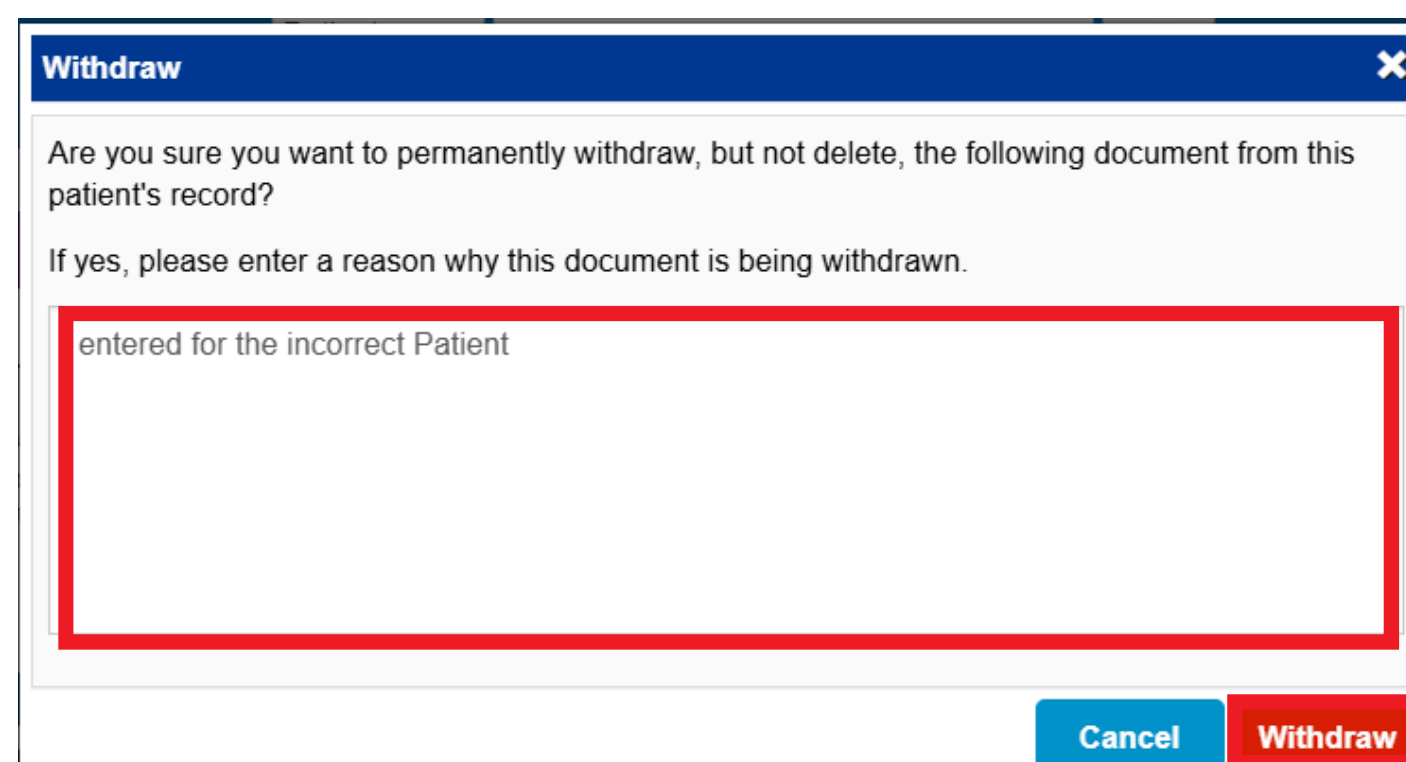
5

Click on **Withdraw Document** to **Withdraw** the **Clinical Note** (You can also withdraw the document by clicking on the **Withdraw button**). Read the information in the **Withdraw window** and if happy, click on **Next**.



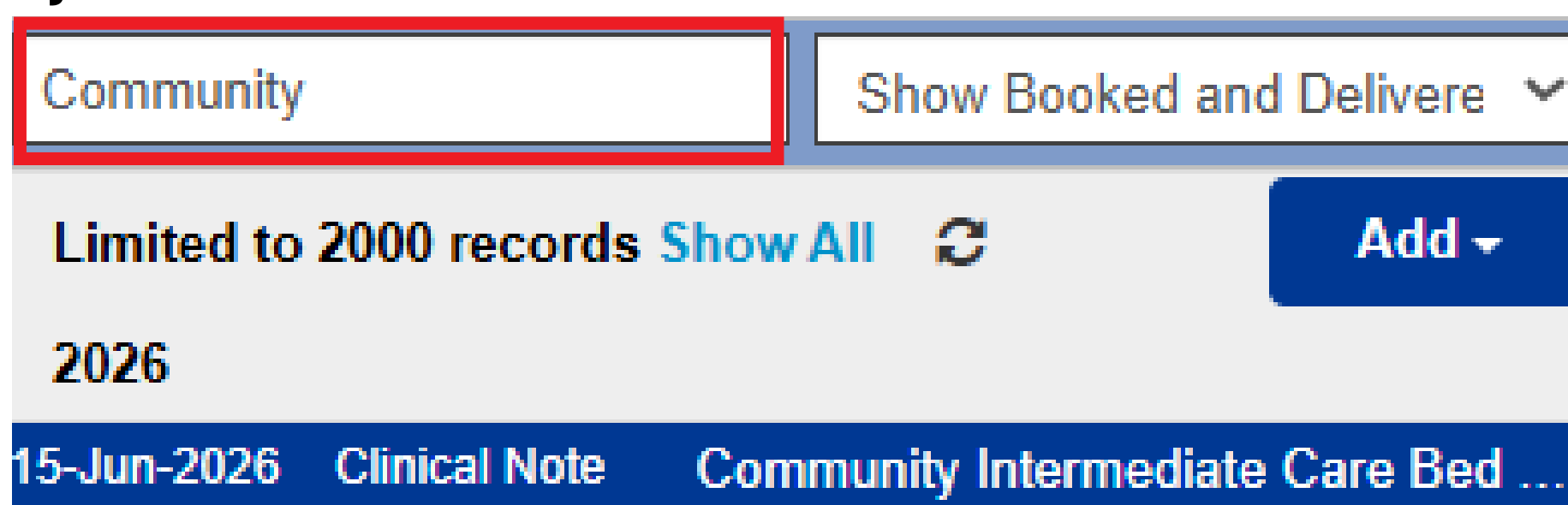
6

Supply a reason for **withdrawing** the **Clinical Note** and then click on the **Withdraw button**.



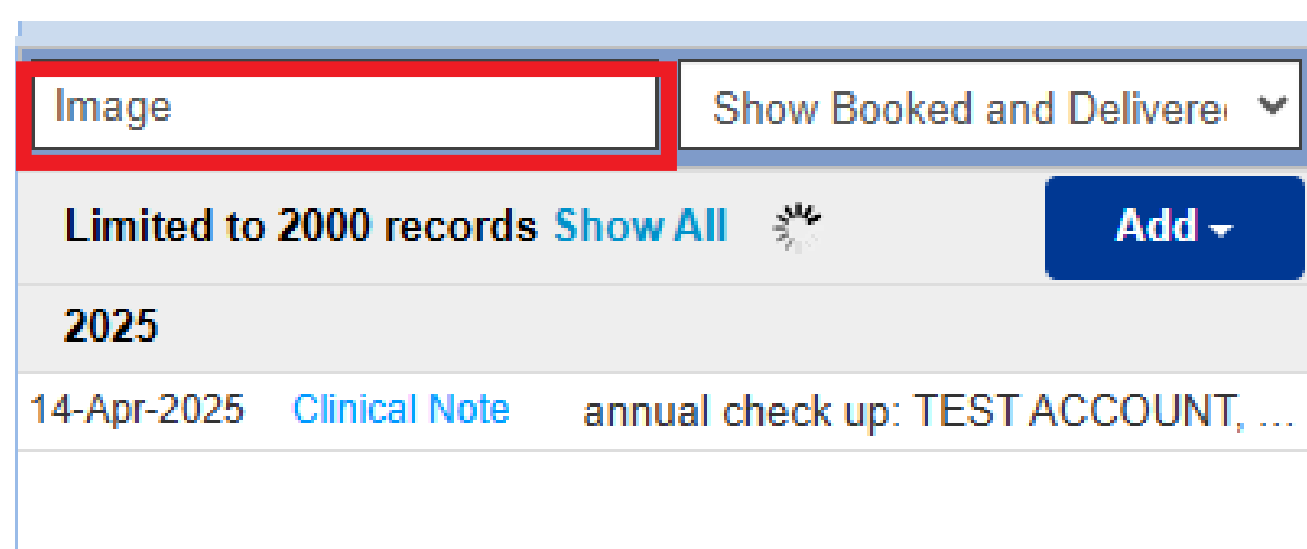
7

Use the **Event filter** to search for a **Clinical Note** for the patient via the **Subject line** or the **Author** of the **Clinical Note**. This example is showing filtering by **Subject line**.



8

Also, if you type **image** into the **Event filter**, it will show all **Clinical Notes** with an **image attached**.

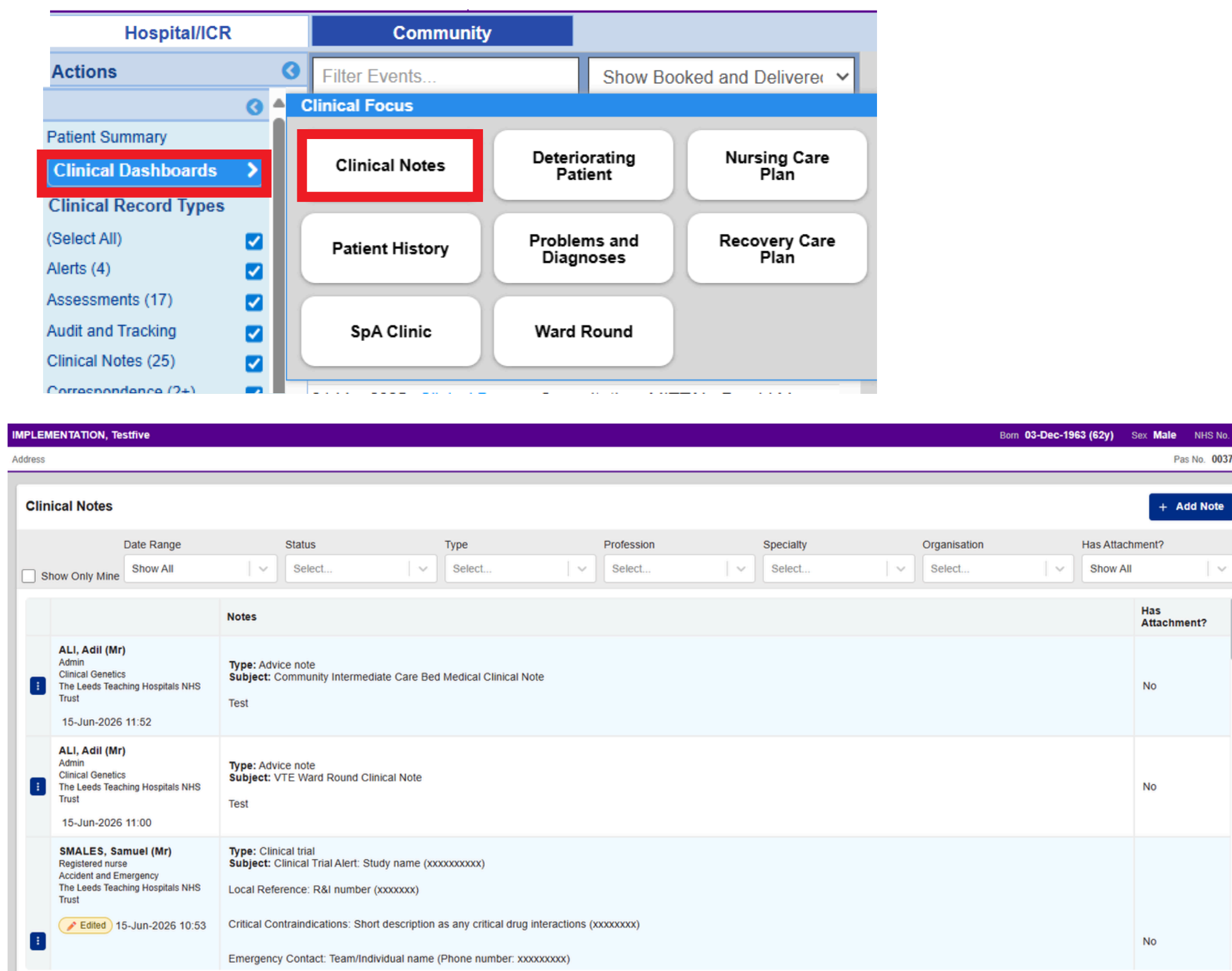


For further information please contact:

✉ leedsth-tr.ImplementationTeam@nhs.net

Clinical Notes Dashboard (Overview)

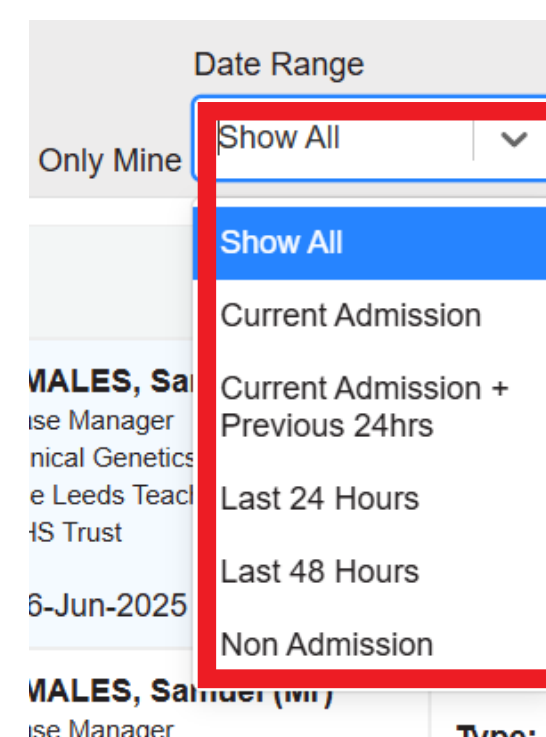
- 1 To navigate to the **Clinical Notes Dashboard**, click on **Clinical Dashboards** in the **Patient's Single Patient View** and then click on **Clinical Notes**.



- 2 You can filter **Clinical Note Dashboard** to only show your created **Clinical Notes** for the Patient by clicking the **Show Only Mine** box.



- 3 You can also filter the **Clinical Note Dashboard** by **Current Admission**, **Current Admission +24 hours**, **Last 24 hours**, **Last 48 hours**, **Non Admission** or **Show All**.

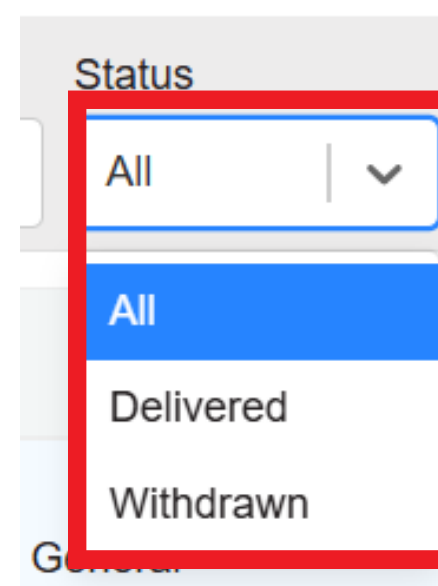


For further information please contact:

✉ leadsth-tr.ImplementationTeam@nhs.net

4

You can also filter the **Clinical Note Dashboard** view by **Delivered, Withdrawn** or **All** (**Withdrawn Clinical Notes** will have a line through them).



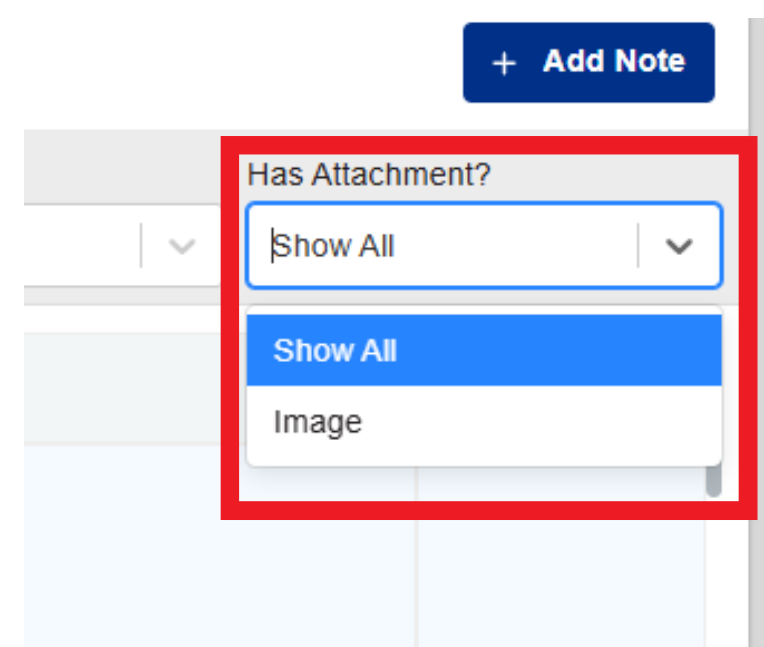
5

You can narrow down the **Clinical Note Summary Table** by **Profession, Speciality, Type** and **Organisation** by using the corresponding **filter dropdown** much like the **Clinical Note Summary Table** in the **Patient's Single Patient View**.



6

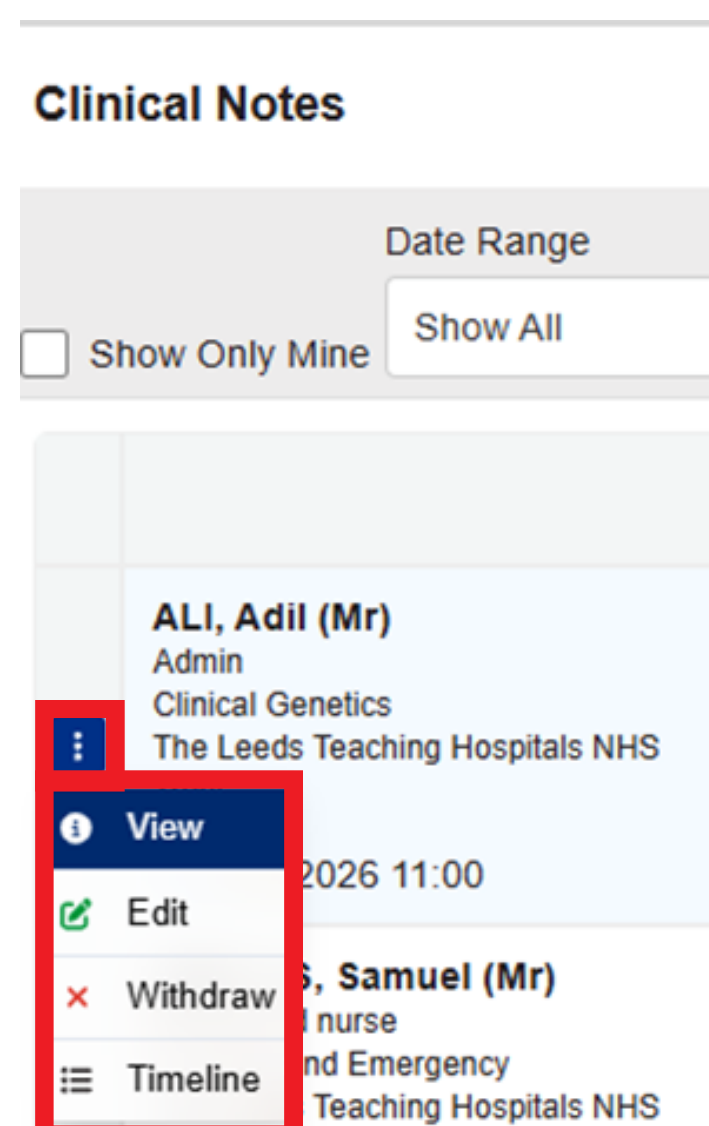
You can also filter the **Clinical Notes Dashboard** to show **Clinical Notes** with or without attachments .



You can filter down the Clinical Notes Dashboard for the Patient by applying as many filters as required. It is possible to have multiple of the same filters.

7

When you have located the **Clinical Note** of interest, click on the **blue square** for a **Clinical Note entry** to **Edit, View, Withdraw** and **view the Timeline for a Clinical Note** the **Clinical Note**.



For further information please contact:

 leadsth-tr.ImplementationTeam@nhs.net

8

If you click on **View**, you will be able to view the **Clinical Note** in a larger format.

< Back Viewing: Community Intermediate Care Bed Medical Clinical Note

Clinical Note		
Author ALI, Adil (Mr)	Date of activity 15-Jun-2026	Time of activity 11:52
Profession Admin	Specialty Clinical Genetics	Type of note Advice note
Subject Line Community Intermediate Care Bed Medical Clinical Note		
Notes Test		

Attach an Image

Would you like to attach an image?
No

9

If you click on **Edit**, the **Clinical Note** will reopen for you to **Edit** as required. When you have finished, make sure you click on **Submit**.



10

When the **Clinical Note** has been edited, it will be visible in the **Dashboard** by the **Pencil icon** near the entry. When you position your cursor over the **Pencil icon** in the **Clinical Note** entry, you can see when the **Clinical Note** was last edited.



11

Click on **Withdraw Document** to **Withdraw** the **Clinical Note**. Supply a **reason** for **withdrawing** the **Clinical Note** and then click on the **Withdraw** button.

Withdraw

Are you sure you want to permanently withdraw, but not delete, the following form from the patient's record?
If yes, please enter a reason why this form is being withdrawn

entered for the incorrect Patient

Cancel Withdraw

12

If you click on **Timeline** for a **Clinical Note**, you can view when the **Clinical Note** was **created**, **edited** and potentially **withdrawn**. Click on **View** for particular to view in greater detail.

< Back ALI, Adil (Mr) (Admin) - (Advice note) - Community Intermediate Care Bed Medical Clinical Note - 2026 11:52

15 June 2026

12:05

Community Intermediate Care Bed Medical Clinical Note (Edited)

by ALI, Adil (Mr) Project Implementation & Training Officer - Clinical Genetics, The Leeds Teaching Hospitals NHS Trust

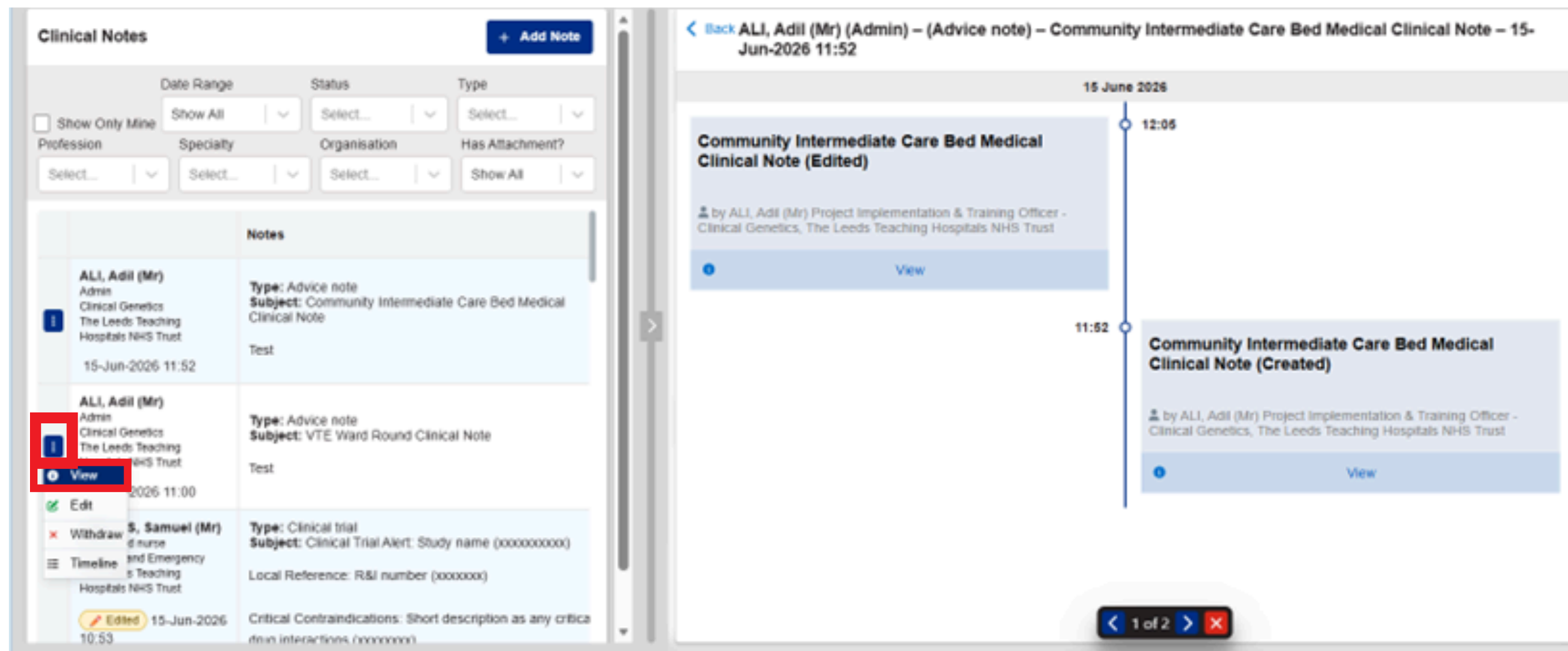
View

For further information please contact:

✉ leedsth-tr.ImplementationTeam@nhs.net

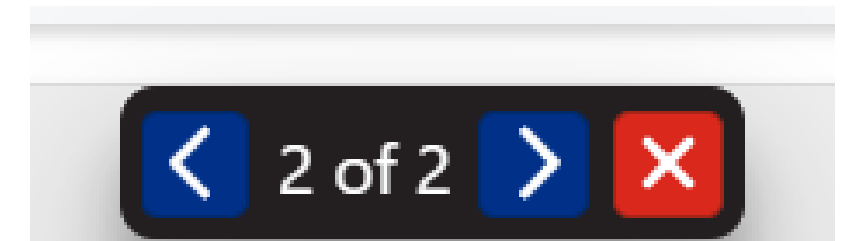
13

If you are viewing a **Clinical Note** and wish to **view additional Clinical Notes** at the same time, on the **left hand side** of the screen you'll see a list of available **Clinical Notes**. Find the additional **Clinical Note** you want to view. Click the **blue square icon** next to it and then click on **View**.



14

Once multiple **Clinical Notes** are open, you can easily cycle between them using the **note switching tool**. Continue selecting and **viewing additional Clinical Notes**. They will be added to your **cycle list**, allowing you to switch between all **Clinical Notes** of interest seamlessly. Repeat this process if you want to view another **Clinical Note** at the same time.



15

You can scroll seamlessly through **Clinical Notes** for a **Patient** within the **Clinical Note Dashboard**. Therefore, you can view all **Clinical Notes** in one view.



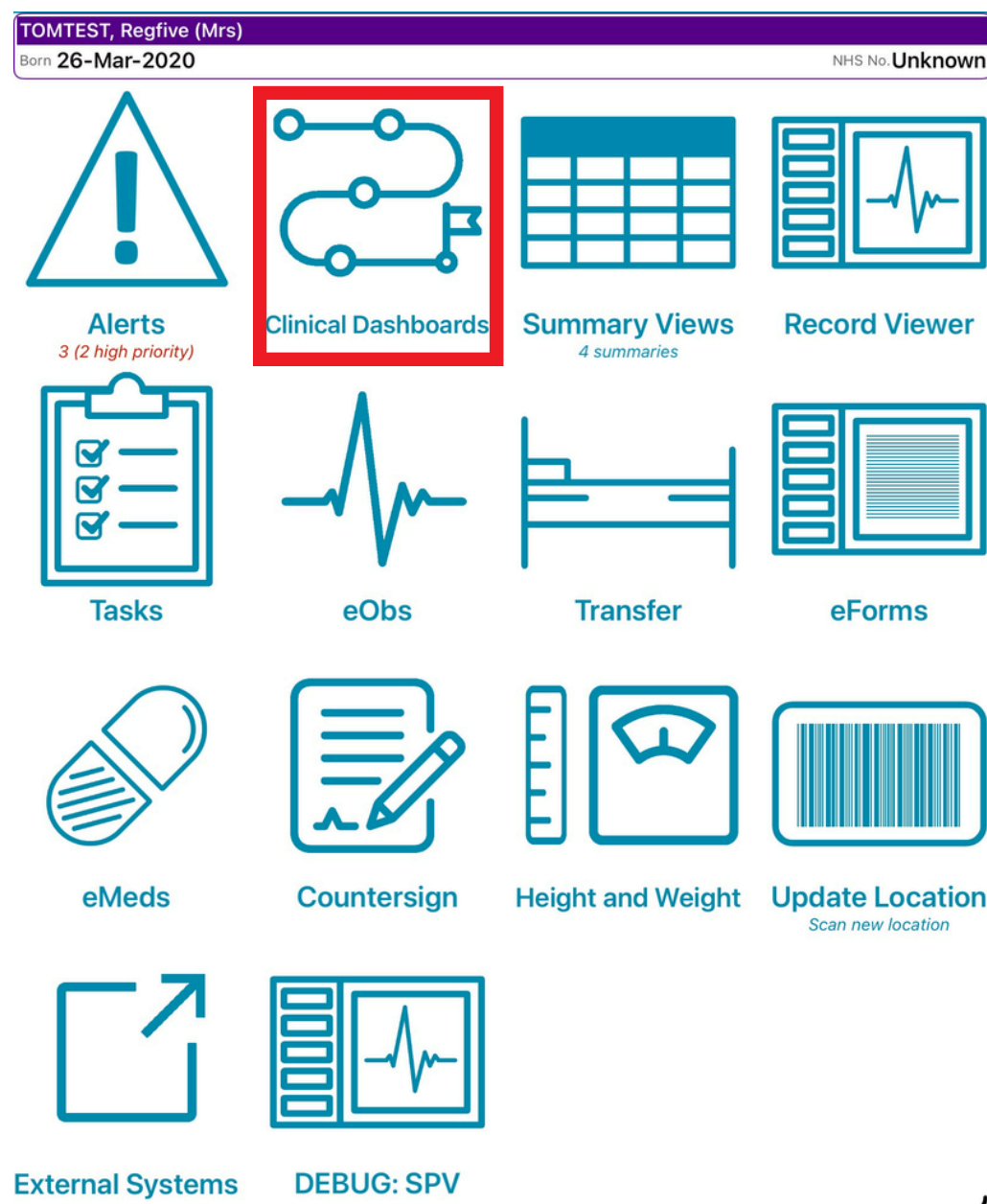
Please Note: Users should not complete Clinical Notes from the Clinical Note Dashboard or use them in place of an Advice Note. Each Advice Note must be submitted using its dedicated eForm.

For further information please contact:

✉ leadsth-tr.ImplementationTeam@nhs.net

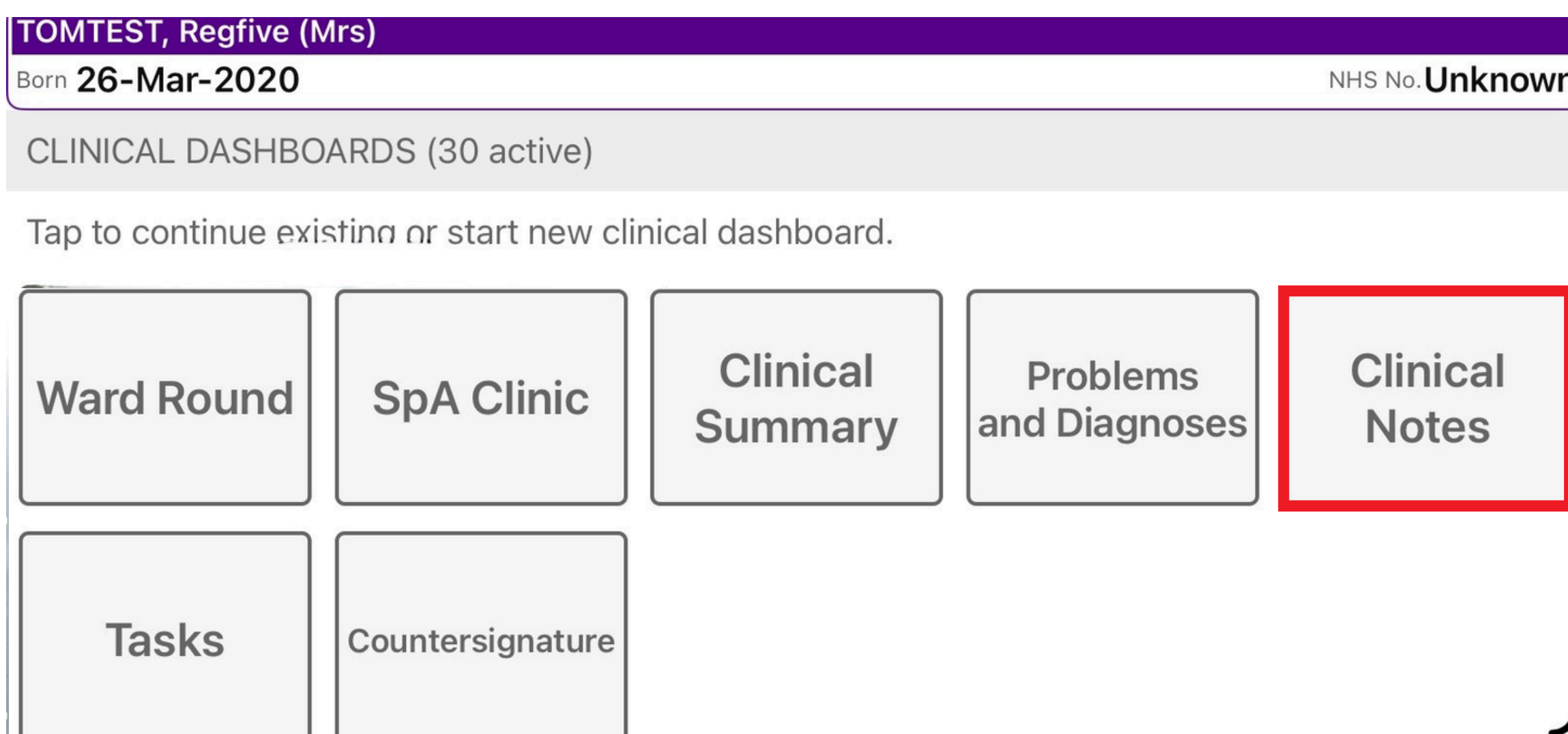
16

The **Clinical Notes Dashboard** is also available on the PPM+ Mobile app. Navigate to the Patient's Action screen.



17

Then click on **Clinical Dashboards** and then click on **Clinical Notes**. The functionality is the same as shown above. For further information about how to use the PPM+ Mobile app - [Click Here](#).



For further information please contact:

✉ leadsth-tr.ImplementationTeam@nhs.net

Useful Contacts

Implementation Team

Please contact the **Implementation Team** for Digital support & training on PPM+ functionalities.

 leedsth-tr.ImplementationTeam@nhs.net

IT Service Desk

Please contact the **IT Service Desk** to:

- Reset your password.
- Report a problem you are having within PPM+ functionality.
- Report a data quality problem within PPM+.
- Request new user accounts for PPM+.
- Disable PPM+ accounts for any leavers from your department.

 x26655

 <https://lth-dwp.onbmc.com>



PPM+ Help Site: <https://www.ppmsupport.leedsth.nhs.uk/>